



SIEF Mid-Year Monitoring Report 2010

August 31, 2010

About the SIEF program

The **Trust Fund for Impact Evaluation and Results-based Management in Human Development Sectors, or Spanish Impact Evaluation Fund (SIEF)**, was established in 2007 by the World Bank and the Government of Spain to support the Impact Evaluation (IE) of innovative programs to improve Human Development (HD) outcomes. Its main goal is to improve the effectiveness of development policies by expanding the evidence base on the impact of programs affecting HD outcomes.

The SIEF program is managed by the Bank's Human Development Network Office of the Chief Economist. SIEF resources support: (i) prospective, rigorous impact evaluations of programs in 11 eligible Human Development and Sustainable Development sectors and 72 eligible developing countries across all regions; (ii) intensive training programs for government counterparts, Bank staff, and staff of partner development agencies in impact evaluation methods; and (iii) publication and dissemination of evaluation results through articles, meta-studies, and other outreach events and efforts, including web-based materials.

About this report

This **SIEF Mid-Year Monitoring report** summarizes the main financial flows generated and progress made by the SIEF program in the **first eight months of calendar year 2010**. This report has been produced and will be submitted to the government of Spain as agreed in the last SIEF Steering Committee meeting, held in Madrid on December 3, 2009.

Contact information

For further information on this report, or any inquiries about the SIEF program, please, contact Laura Rawlings at Lrawlings@worldbank.org or Carlos Asenjo at Casenjuoriz@worldbank.org.

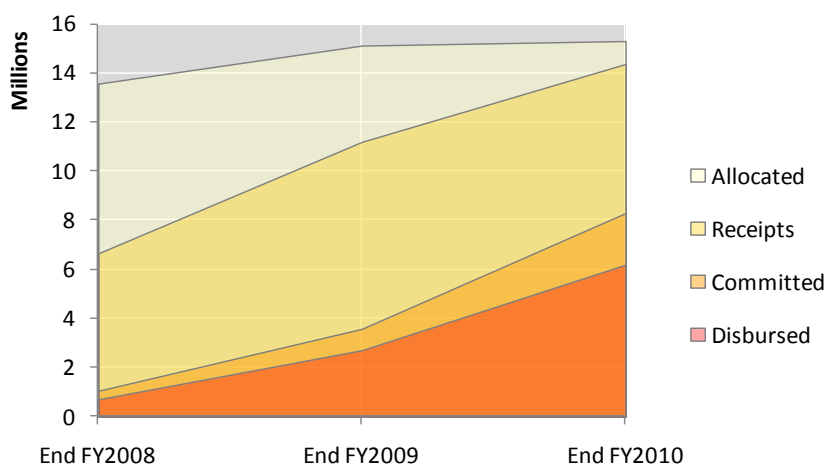
Spanish Impact Evaluation Trust Fund (SIEF)

MID-YEAR MONITORING REPORT 2010

SIEF Progress Update Mid-2010: Main Trends

The SIEF work program has shown substantial progress from January to August 2010, and is on track for meeting its goals. As of August 31, 2010, the main goals of the capacity building program have been achieved, the impact evaluation research program is fully underway, and the results dissemination program has been launched. As shown in Boxes B and C, most of the decisions agreed at the last SIEF Steering Committee meeting and of the activities mentioned at the “Moving Forward” chapter of the SIEF Annual Report 2009 either have been completed, or are making progress as planned.

Table 1.- Spanish Impact Evaluation Trust Fund. Financial Summary FY2008-FY2011¹:



Financial Flows ²	End FY2008 (Jun 30, 2008)	End FY2009 (Jun 30, 2009)	End FY2010 (Jun 30, 2010)	Act. FY2011 ¹	Act. FY2011 ¹ (%)
Allocated	13,556,214	15,104,793	15,289,368	15,139,718	-
Receipts	6,647,125	11,183,960	14,352,270	14,901,260	98.42%
Committed	1,053,252	3,578,075	8,291,515	8,957,554	59.17%
Disbursed	708,295	2,711,872	6,200,325	6,952,897	45.92%

¹ Updated as of August 31, 2010. Data only reflect SIEF support; other sources of financing (World Bank, DFID) are not included.

The progress made over the last months is illustrated by the increasing financial flows generated by SIEF activities. **The positive evolution of all budget execution indicators² confirms the increasing activity of the SIEF program since January 2010** (See Table 1). Although the state of progress differs significantly among the four SIEF areas of activity –impact evaluation research, capacity building, results dissemination, and advisory services & management– they all are progressing in terms of budget execution, as shown in Table 2. More specifically, as of August 31, 2010:

- **98.42%** of SIEF allocations are **receipts** –i.e. funds that have been transferred from the SIEF main account to specific grant accounts that can be accessed by task team leaders. The progress shown by this indicator –as compared to the 86.06% achieved at the end of 2009–reflects the transfer of \$749,000 to the task teams of the new Early Childhood Development cluster, and the channeling of a \$700,000 towards cluster leaders for results dissemination activities.
- **59.17%** of SIEF allocations have been **committed** to third parties by task teams or SIEF core team members, moving from 41.99% at the end of 2009. The growth of SIEF commitments mainly reflects the increasing activity of the research task teams;
- **45.92%** of SIEF allocations have been **disbursed**, moving from 31.92% at the end of 2009. This increasing trend is due to the delivery of products by research teams.

Box A. Financial flows and budget execution indicators

In this report four types of **financial flows** have been taken into consideration:

Allocations are the amounts that have been addressed by the SIEF Steering and Technical Committees or by the SIEF Program Manager to specific activities or projects. *-Strictu senso*, these amounts are not flows, but formal decisions regarding what receipts transfers, commitments and disbursements will be made.

Receipts are the amounts that are transferred from the SIEF main account to specific grant accounts so that impact evaluation teams (or SIEF core team members in case of activities delivered directly by them, such workshops or advisory services) can have access to the amounts that have been allocated to the projects or activities for which they are responsible.

Commitments are the payments to third parties -such as firms or consultants- that impact evaluation teams (or SIEF core team members in cases as explained above) have formally agreed to make conditioned to their delivering of a specific product or service.

Disbursements are the amounts that are paid to such third parties upon receipt of the agreed deliverables.

Three **budget execution indicators** are used in this report:

% Receipts / allocated reflects the extend until which SIEF allocations have been channeled towards the individuals (SIEF core team members, cluster leaders and impact evaluation task team leaders) that are directly accountable for delivering specific products or services.

% Committed / allocated reflects the extend until which SIEF allocations are being used to hire firms and consultants, or to address staff time in order to ensure the delivery of products and/or services under a specific planned timeline.

% Disbursed / allocated reflects the extend until which SIEF allocations have been used to pay for the products and/or services delivered.

² For details regarding the types of financial flows and indicators used in this report, see Box A.

Table 2. – Spanish Impact Evaluation Trust Fund. Financial Summary FY2011^{1 2 3}

Activities	Allocated Act_FY2011	Receipts Act_FY2011	Committed Act_FY2011	Disbursed Act_FY2011	% Receipts / Allocated Act_FY2011	% Committed / Allocated Act_FY2011	% Disbursed / Allocated Act_FY2011
1. Impact Evaluation Studies (IEs)	9,920,377	9,681,919	6,346,449	4,451,083	97.60%	63.97%	44.87%
1.1. Quick Win IE Studies	879,851	879,851	879,851	879,851	100.00%	100.00%	100.00%
1.2. Innovation Fund IE Studies	2,046,025	2,042,125	1,320,867	838,136	99.81%	64.56%	40.96%
1.3. Cluster IE Studies ⁴	6,994,501	6,759,943	4,145,730	2,733,096	96.65%	59.27%	39.07%
1.3.1 - Health Contracting / Pay For Performance Reforms	1,357,681	1,356,042	856,935	470,728	99.88%	63.12%	34.67%
1.3.2 - Conditional Cash Transfers	861,545	811,545	463,284	352,252	94.20%	53.77%	40.89%
1.3.3 - Malaria Control	752,735	753,075	519,206	418,484	100.05%	68.98%	55.60%
1.3.4 - Active Labor Market / Youth Employment	1,323,125	1,178,125	921,188	691,997	89.04%	69.62%	52.30%
1.3.5 - Basic Education Accountability	982,913	929,039	722,576	446,893	94.52%	73.51%	45.47%
1.3.6 - HIV/AIDS Prevention	966,501	982,217	607,846	324,382	101.63%	62.89%	33.56%
1.3.7 - Early Childhood Development	750,000	749,900	54,695	28,360	99.99%	7.29%	3.78%
2. Capacity Building	1,500,000	1,500,000	1,326,732	1,315,509	100.00%	88.45%	87.70%
3. Results Dissemination	1,500,000	1,500,000	260,580	203,671	100.00%	17.37%	13.58%
3.1. Program Outreach & Results Dissemination	800,000	800,000	260,580	203,671	100.00%	32.57%	25.46%
3.2. Cluster Results Dissemination	700,000	700,000	0	0	100.00%	0.00%	0.00%
4. Management / Advisory Services	2,219,341	2,219,341	1,023,794	982,634	100.00%	46.13%	44.28%
4.1. Program Management	1,088,714	1,056,923	144,428	143,291	97.08%	13.27%	13.16%
4.2. Cluster Coordination ⁵	595,000	595,000	311,948	271,925	100.00%	52.43%	45.70%
4.3. Advisory Services	535,627	567,418	567,418	567,418	105.94%	105.94%	105.94%
5. Total (5=1+2+3+4)	15,139,718	14,901,260	8,957,554	6,952,897	98.42%	59.17%	45.92%

NOTES:

¹ Updated as of August 31, 2010.

² For details regarding the types of financial flows and indicators used in this report, see Box C.

³ Data only reflect SIEF support; other sources of financing (World Bank, DFID...) are not included.

⁴ Excludes cluster coordination and results dissemination.

⁵ Excludes cluster results dissemination.

Box B. Monitoring of the decisions / intended results agreed at the last SIEF Steering Committee:

Decisions / Intended results 5th SIEF Steering Committee meeting (Dec. 3, 2009)	Achievements / State of progress As of June 30, 2010	2
I. SIEF Program Update:		
"The Impact Evaluation program is substantially advanced, but not on track for completion by the original November 2010 program deadline... SIEF team agreed to provide clarifications regarding the construction of the Financial Summary table".	Completed. Clarifications regarding the construction of the Financial Summary table were provided at Annex A.1 of the SIEF Annual Report 2009.	√
"The Training program will conclude early, with the completion of the four remaining scheduled workshops..."	Completed. The SIEF workshop program has been completed. Since December 3, 2009, four impact evaluation workshops were delivered in Cape Town (December 7-11, 2009), Kathmandu (February 22-26, 2010), Rio de Janeiro (April 26-30, 2010), and Accra (May 24-28, 2010).	√
II. SIEF Steering Committee Decisions:		
"the SIEF monitoring proposal that will be developed in early 2010"	On track. A first draft version of the SIEF Monitoring & Evaluation plan was produced in April 2010, and it is at present being discussed within the SIEF team. A revised draft version of the plan will be submitted to the donors for comments in September 2010.	...
"Further clarifications regarding the use of resources allocated to Strategic Goal # 4 were requested and will be provided in the next Annual Report (to be received in January 2010)"	On track. As Goal 4 is a horizontal priority affecting all SIEF programs, there is no specific line budget for this purpose. The SIEF team has provided examples on how SIEF supported activities are addressing this goal, and is open to estimate the cost of activities directly addressed to this goal.	...
"The SIEF World Bank team agreed to prepare a short note providing the justification for the extension which will be used to make the necessary modifications to the Administrative Agreement"	Completed. A Memo For The Extension note was produced on February 2, 2010. The Amendment to the SIEF Administrative Agreement was signed on March 4, 2010.	√
"The Steering Committee approved the establishment of a new SIEF impact evaluation cluster on Early Childhood Development"	Completed. On January 19, 2010, the SIEF Technical Committee selected four impact evaluations on Early Childhood Development programs in Cambodia, Chile, Mozambique, and Nicaragua. The total SIEF/DFID allocation to the new cluster is \$750,000.	√
Other Topics:		
"The Steering Committee agreed that the 2009 SIEF Annual Report will be submitted in January 2010..."	Completed. The SIEF Annual Report 2009 was submitted on January 29, 2010. A revised version, incorporating comments and suggestions made by the Government of Spain, was produced on May 10, 2010.	√
"...and that program updates will be provided every six months."	Completed. The present SIEF Mid-Year Report 2010 is the first of these half-year program updates.	√
"The report will also include a breakdown on information on financing and activities in the area of Management and Advisory Services."	Done. A breakdown information on financing and activities in the area of Management and Advisory Services was provided in the revised version of the SIEF Annual Report 2009 (page 8).	√
"The World Bank's SIEF team expressed their enthusiasm and support for conducting a dissemination event for Spain to be held in 2010, most likely in Madrid... The DGPOLDE team agreed to share specific ideas with the World Bank SIEF team in the early part of 2010."	On track. The Government of Spain and the World Bank have expressed their interest in conducting a dissemination event on the SIEF program in Spain, but no specific dates or format have been agreed yet. Other types of dissemination events in Spain, such as the presentation of the Impact Evaluation handbook, or presentations of intermediate results of SIEF specific impact evaluations, are currently under discussion.	...
"The World Bank SIEF team briefed the Steering Committee on the European Commission proposal for conducting an event related to nutrition and early childhood development with World Bank collaboration as part of Spain's leadership of the EC in 2010. The DGPOLDE team agreed to be in touch with the EC team and inform the Bank of any interest in this collaboration."	Cancelled. No further interest in carrying out this event was shown by the concerned parties.	•

Box C. Monitoring of the intended results / challenges described at the last SIEF Annual Report:

Intended results / Challenges ¹ "Moving Forward" SIEF Annual Report chapter (Jan. 29, 2010)	Achievements / State of progress As of June 30, 2010	2
Capacity building:		
"In total, by December 31, 2010 the SIEF will have delivered 12 impact evaluation workshops in all developing regions in the world. Nearly 1,900 participants among evaluation experts, researchers and managers of programs affecting Human Development outcomes will have been trained in the application and management of IEs."	Completed. The SIEF workshop program has attained its expected goals. Since it was created in July 2007, 12 impact evaluation workshops have been delivered in: Cairo (January 2008), Managua (March 2008), Madrid (June 2008), Manila (December 2008), Lima (January 2009), Amman (March 2009), Beijing (July 2009), Sarajevo (September 2009), Cape Town (December 2009), Kathmandu (January 2010), Brazil (April 2010), and Accra (2010). In total, 1,905 participants among evaluation experts, researchers and managers of programs affecting Human Development outcomes have been trained in the application and management of impact evaluations. In FY2011 the SIEF will continue supporting regional impact evaluation workshops in collaboration with other World Bank units and donors.	√
"The SIEF will continue delivering specific, on-demand, advisory services to client countries in order to support their applying impact evaluation methods to increase the effectiveness of their programs and policies."	On track. The SIEF is delivering advisory services to client countries on impact evaluation in the following areas and countries: maternal-child health (Argentina, Ghana, Rwanda, Bolivia); housing and health (El Salvador, Uruguay, and South Africa); hand-washing and sanitation (Tanzania); youth employment (Dominican Republic, Bolivia, and Uganda); early childhood development (Mexico and Nicaragua); income support and employability (El Salvador); conditional cash transfers (Nigeria and Nicaragua).	...
"Also, some type of on-demand training may also be given to evaluation experts, researchers, and managers from SIEF donors."	On track. Some impact evaluation experts, researchers, and managers from Spain's AECID who attended the SIEF impact evaluation workshops in Rio de Janeiro and Accra expressed their interest in designing impact evaluations on their programs. On-demand training sessions on impact evaluation methods were delivered in Washington, DC and Amsterdam.	...
Research:		
"Most of the teams will be moving from baseline data collection towards follow-up collection and preliminary impact evaluation analysis."	On track. 20 of the 51 impact evaluation teams supported by the SIEF have collected or are collecting follow-up data, and 8 impact evaluation studies have been produced: - Maharashtra and Orissa Rural Water Supply and Sanitation (Jun. 08); - Long-term Follow Up of a Simulation Program in Jamaica (Jun. 09); - NUSAF Youth Opportunities Program in Uganda (Jun. 09); - Chile Solidario (Jul. 09); - CCTs and HIV Risk in Malawi (2 papers in Oct. 09; 1 paper in Mar. 10); - Performance-based Contracting for Rwanda Health Services (Jan. 10).	...
"The main challenge for the SIEF core team will be to ensure that the new impact evaluations complete the review process of their concept notes and access their SIEF allocations, especially those of the new cluster on Early Childhood Development."	Completed. All concept notes have successfully been reviewed. 49 of the 51 teams supported by the SIEF (including all Early Childhood Development studies) are accessing their SIEF allocations. The two remaining teams (working on the ALMP evaluations in Liberia and South Africa) are expected to access their SIEF allocations in September 2010.	√

² State of progress codes:





√	Completed
...	On track
!	Pending
●	Cancelled

Box C (Cont.). Monitoring of the intended results / challenges described at the last SIEF Annual Report:

Intended results / Challenges ¹ "Moving Forward" SIEF Annual Report chapter (Jan. 29, 2010)	Achievements / State of progress As of June 30, 2010 (Cont.)	2
Dissemination:		
"In January 2010, dissemination resources will be allocated to cluster teams, and management arrangements will be made by the SIEF team in order to guarantee that cluster teams can access the resources allocated for this purpose."	Completed. A call for proposals for cluster dissemination was launched in April 2010. The seven clusters submitted dissemination proposals, totaling \$700,000 (47% of the SIEF results dissemination budget). All cluster dissemination proposals were approved in the summer of 2010, and at present cluster have access to 100% of their dissemination funds.	√
"The Impact Evaluation Training Toolkit will be published in 2010."	On track. A first draft version of the Impact Evaluation Training Toolkit was produced in May 2010. The document has been reviewed by impact evaluation experts from the World Bank and academic institutions. A final draft will be completed in August 2010. The final version will be published later in 2010 and translated into Spanish in early 2011.	...
"Also, the SIEF team will ensure in 2010 that the handbook and the other training materials produced by the SIEF –impact evaluation presentations and videos– are accessible to workshop participants and to any other interested persons through the SIEF website."	On track: - All workshop presentations are accessible at the SIEF website the day after each workshop is concluded. - The training videos have already been produced and edited; they will be posted on the SIEF website in September 2010. - The training toolkit will be accessible at the website in January 2011.	...
"...a broad communication strategy will be implemented. This will include the dissemination of research documents, policy notes, training products, and SIEF events, such as conferences."	On track. The SIEF communication plan is being implemented: - Conference presentations on the SIEF / HDNCE IE program were delivered at the Overseas Development Institute in London (May 4, 2010), and at the NONIE meeting in Bonn (March 29, 2010); and findings of SIEF-supported studies were presented at conferences in Washington DC, Atlanta, Jakarta and Rwanda. The SIEF / HDNCE impact evaluation program was also presented at the World Bank IEG Evaluation Week Fair (Apr 19-23, 2010) . - The policy notes design has already been approved, and a consultant has been hired to support from July 2010 the implementation of the SIEF dissemination strategy, in particular, including the production of policy note drafts.	...
"The second stage in the website design towards a result oriented layout will be performed. The training materials and the results of the evaluations will be the main contents of the new website, keeping the research-policy approach."	On track. The new website design is being developed in coordination with the HDNCE and DIME. It is expected to be completed by the end of the year.	...

¹ Intended results not specified already in the Minutes of the 5th SIEF Steering Committee meeting.

² State of progress codes:

-  Completed
-  On track
-  Pending
-  Cancelled

Research:

As of August 31, 2010, **97.6%** of the resources allocated to SIEF research windows are **receipts** transferred to impact evaluation teams. Only two teams –out of the 50 impact evaluations supported by the SIEF– are not using their allocations yet and, in both cases, the transfers will be made in September 2010³. A total of **63.97%** of the research budget has been **committed** by impact evaluation teams to consultants and firms in order to carry out the evaluations, and **44.87%** of the funds have been **disbursed** to pay for delivered products and services.

These figures show substantial progress compared to the 70.47% receipts transferred, 39.56% and 27,18% disbursed as of December 31, 2009. Yet, **in FY2011 the main challenge of the SIEF remains to keep moving promptly towards the completion of the research work plan in order to be able to deliver the expected products by July 31,2011, as planned.**

Table 2 shows how the budget execution rate of the SIEF research windows ranks from the 100% of the Quick Wins window –that was closed at the end of 2009– to the 3.78% disbursed by the Early Childhood Development cluster –that was launched at the beginning of 2010, and of which all research teams have successfully submitted their Grant Funding Requests and have access to their their SIEF allocations. Apart from these two exceptional cases, from January to August 2010 all research windows have considerably increased their disbursements:

- Cluster 1 (Health Contracting / Pay For Performance Reforms) from 9.2% to 34.67%;
- Cluster 2 (Conditional Cash Transfers) from 22.24% to 40.89%;
- Cluster 3 (Malaria Control) from 25.58% to 55.6%;
- Cluster 4 (Active Labor Market / Youth Employment) from 27.52% to 52.3%;
- Cluster 5 (Basic Education Accountability) from 11.28% to 45.47%;
- Cluster 6 (HIV/AIDS Prevention) from 31.27% to 33.56%;
- As for the Innovation Fund window, the disbursements increase is significant too, moving up to 39.07% of the window allocation from 20.54% on December 31, 2009.

A more detailed view of the state of progress of each impact evaluation is shown in Table 3.

³ The two impact evaluation teams –Liberia and South Africa– that have not used their SIEF allocations yet are working on studies that were incorporated to the SIEF Active Labor Market Policies / Youth Employment cluster in the second half of 2009 with reallocation funds. The evaluation of the impact of the economic empowerment of adolescent girls in Liberia has been making progress with other sources of funding. They are planning to use their \$70,000 SIEF allocation in the fall 2010, and will request the funds to be transferred this month. The team working on the impact evaluation of a wage subsidy program for youth in South Africa submitted a \$75,000 Grant Funding Request (GFR) to the SIEF management in August. The request has been approved already, and the funds will be transferred in coming days.

Table 3.- Spanish Impact Evaluation Trust Fund FY2011: Impact Evaluation Research Program ^{1 2 3}

Impact Evaluation Studies	Country / Num. IE Studies ?	Task Team Leader	TF No.	Allocated Act_FY2011 ¹	Receipts Act_FY2011 ¹	Committed Act_FY2011 ¹	Disbursed Act_FY2011 ¹	Allocated - Receipts Act_FY2011 ¹	Receipts - Committed Act_FY2011 ¹	Committed - Disbursed Act_FY2011 ¹
1.1. Quick Win IE Studies	4	-	TF080237	608,661	608,661	608,661	608,661	0	0	0
Tanzania's Social Action Funds (TASAF II)	Tanzania	Berk Ozler	TF090990	169,907	169,907	169,907	169,907	0	0	0
Long Term Follow-Up of Beneficiaries of a Simulation Program	Jamaica	Christel Vermeersch	TF090992	57,065	57,065	57,065	57,065	0	0	0
Early Childhood Development (ECD)	Brazil	Pedro Olinto	TF091145	119,599	119,599	119,599	119,599	0	0	0
Maharashtra and Orissa Rural Water Supply and Sanitation	India	Priti Kumar, Rita Klees, Soma Ghosh Moulik	TF091146	125,000	125,000	125,000	125,000	0	0	0
1.2. Innovation Fund IE Studies	11	-	TF080238	2,046,025	2,042,125	1,320,867	838,136	3,900	721,258	482,731
1.2.1. Human Development	4	-	-	746,275	746,075	706,849	549,505	200	39,226	157,344
TIVET Vouchers IE Project	Kenya	Shobhana Sosale	TF095457	262,200	262,000	262,000	222,700	200	0	39,300
Citizen Report Card Project (Phase II)	Uganda	Damien de Walque	TF093769	151,050	151,050	143,175	134,031	0	7,875	9,144
Ex-Combatant Reintegration and Peacebuilding in Liberia	Liberia	Mattias Lundberg	TF094186	333,025	333,025	301,674	192,774	0	31,351	108,900
Effects of Home Based HIV Counseling and Testing ?	Kenya	Markus P. Goldstein	TF093925	0	0	0	0	0	0	0
1.2.2. Social Development	7	-	-	1,299,750	1,296,050	614,018	288,631	3,700	682,032	325,387
Effect of Informal Settlement Upgrading on Health in S. Africa	South Africa	Arianna Legovini, Nandini Krishnan	TF094908	300,000	296,800	184,647	139,047	3,200	112,153	45,600
Domestic Use of Irrigation Water	Ethiopia	Arianna Legovini	TF094732	147,500	147,000	130,243	97,843	500	16,757	32,400
GPOBA/SIEF Uganda Water IE	Uganda	Lars Johannes	TF094543	123,000	123,000	0	0	0	123,000	0
Innovative Treatment Solutions for Rural Drinking Water Sources	Kenya	Arianna Legovini	TF094805	200,000	200,000	167,610	33,522	0	32,390	134,088
Access to Water Infrastructure and HD Outcomes in Rural Areas	Paraguay	Miguel Vargas-Ramirez	TF096523	182,850	182,850	6,320	6,320	0	176,530	0
Sewerage Access and Health Outcomes for Households in Urban Areas	Uruguay	Carlos E. Velez	TF096575	151,400	151,400	120,300	7,001	0	31,100	113,299
Water Rights Formalization for Agricultural Use and HD Outcomes	Peru	Marie-Laure Lajaunie	TF096538	195,000	195,000	4,899	4,899	0	190,101	0

Table 3.- Spanish Impact Evaluation Trust Fund FY2011: Impact Evaluation Research Program ^{1 2 3} (cont.)

Impact Evaluation Studies	Country / Num. IE Studies ?	Task Team Leader	TF No.	Allocated Act_FY2011 ¹	Receipts Act_FY2011 ¹	Committed Act_FY2011 ¹	Disbursed Act_FY2011 ¹	Allocated - Receipts Act_FY2011 ¹	Receipts - Committed Act_FY2011 ¹	Committed - Disbursed Act_FY2011 ¹
1.3. Cluster IE Studies	36	-	-	7,265,691	7,031,133	4,416,920	3,004,286	234,558	2,614,213	1,412,634
1.3.1 - Health Contracting / Pay For Performance Reforms	5	Sebastian Martinez, Adam Wagstaff, Pia Schneider	TF080239	1,357,681	1,356,042	856,935	470,728	1,639	499,107	386,208
Plan Nacer - Child-Mother Provincial Investment Project	Argentina	Sebastian Martinez, Rafael Cortez	TF094350	314,766	314,766	255,606	169,039	0	59,160	86,567
Performance-Based Contracting for General Health and HIV Services	Rwanda	Christel Vermeersch	TF092299	194,800	194,800	144,961	113,101	0	49,839	31,860
Paying for Performance in China's Health Sector (Evaluation of Health XI)	China	John Langenbrunner, Magnus Lindelow, Adam Wagstaff	TF094336	400,000	400,000	35,944	35,944	0	364,056	0
Poverty Reduction Support Credits Impact on Maternal Health	Benin	Christophe Lemiere	TF094370	296,400	296,000	296,000	45,079	400	0	250,921
Innovative Health Insurance for India's Poor	India	Robert Palacios	TF096038	100,000	100,000	73,948	57,088	0	26,052	16,860
1.3.2 - Conditional Cash Transfers	6	Margaret Grosh, Phillippe Leite, Emanuela Galasso	TF080240	1,002,736	952,736	604,475	493,443	50,000	348,261	111,032
Conditional and Unconditional Cash Transfers in the Nahouri Province	Burkina Faso	Damien de Walque	TF094734	224,600	224,600	210,543	110,405	0	14,057	100,138
CCT program in Rural Education in Morocco	Morocco	Rebekka E. Grun, Najy Benhassine	TF093303	494,211	444,211	285,857	279,163	50,000	158,354	6,694
Estimating the Dynamic Effects of Supportive Chile (Chile Solidario)	Chile	Emanuela Galasso, Pedro Carneiro, Theresa Jones	TF093505	108,120	108,120	108,074	103,874	0	46	4,200
Evaluating and Improving the Indonesian Conditional Cash Transfer	Indonesia	Susan Wong	TF095573	15,805	15,805	0	0	0	15,805	0
Community Based CCT Pilot Program	Tanzania	Anush Bezhanyan, Manuel Salazar	TF097111	60,000	60,000	0	0	0	60,000	0
Contigo Vamos por Mas Oportunidades program in Guanajuato	Mexico	Theresa Jones	TF096356	100,000	100,000	0	0	0	100,000	0
1.3.3 - Malaria Control	5	Jed Friedman, Arianna Legovini	TF080241	752,735	753,075	519,206	418,484	-340	233,869	100,722
The Role of Malaria Control in Improving Education	Kenya	Donald Bundy, Simon Brooker	TF094562	71,587	71,587	71,587	71,587	0	0	0
The Role of Malaria Control in Improving Education	Senegal	Donald Bundy, Simon Brooker	TF094564	71,247	71,587	71,587	42,952	-340	0	28,635
Improving Malaria Outcomes through Evidence-Based Program Design	Zambia	Jed Friedman	TF094147	202,687	202,687	129,236	129,236	0	73,451	0
Improving Malaria Outcomes through Evidence-Based Program Design	India	Jed Friedman	TF093253	243,007	243,007	171,214	99,127	0	71,793	72,087
Community Distributors and Patent Medicine Vendors for Malaria Control	Nigeria	Arianna Legovini, Edit V. Velenyi	TF095606	164,207	164,207	75,582	75,582	0	88,625	0

Table 3.- Spanish Impact Evaluation Trust Fund FY2011: Impact Evaluation Research Program ^{1 2 3} (cont.)

Impact Evaluation Studies	Country / Num. IE Studies ?	Task Team Leader	TF No.	Allocated Act_FY2011 ¹	Receipts Act_FY2011 ¹	Committed Act_FY2011 ¹	Disbursed Act_FY2011 ¹	Allocated - Receipts Act_FY2011 ¹	Receipts - Committed Act_FY2011 ¹	Committed - Disbursed Act_FY2011 ¹
1.3. Cluster IE Studies	36	-	-	7,265,691	7,031,133	4,416,920	3,004,286	234,558	2,614,213	1,412,634
1.3.4 - Active Labor Market Programs / Youth Employment	8	Rita Almeida, Mattias Lundberg (from Jan 2010), Christel Vermeersch (until Dec 2009)	TF080242	1,333,124	1,188,124	931,187	701,996	145,000	256,937	229,191
India National Rural Employment Guarantee Evaluation	India	Rinku Murgai	TF093639	290,000	290,000	251,755	217,021	0	38,245	34,734
IE - YDP, Youth Development Program	Dom. Rep.	Cornelia Tesliuc	TF092383	199,625	199,625	185,582	105,215	0	14,043	80,367
NUSAF Youth Opportunities Program (YOP)	Uganda	Sebastian Martinez	TF092991	334,860	334,860	316,612	261,473	0	18,248	55,140
SIEF-Cluster 4-Malawi	Malawi	Sangeeta Raja Jobanputra	TF096079	200,000	200,000	159,015	100,065	0	40,985	58,950
Economic Empowerment of Adolescent Girls	Liberia	Mattias Lundberg	On track	70,000	0	0	0	70,000	0	0
Turning Theses into Enterprises	Tunisia	Stefanie Brodmann	TF096014	55,000	55,000	8,223	8,223	0	46,777	0
Effectiveness of Turkish National Employment Agency Trainings	Turkey	Cristobal Ridao-Cano, Sarojini Hirschleifer, Rita Almeida	TF097379	98,640	98,640	0	0	0	98,640	0
A Youth Wage Subsidy Experiment for South Africa	South Africa	Milan Vodopivec	TF097726	75,000	0	0	0	75,000	0	0
1.3.5 - Basic Education Accountability	5	Harry A. Patrinos, Deon P. Filmer, Barbara Bruns	TF080243	982,913	929,039	722,576	446,893	53,874	206,463	275,683
Pernambuco and Sao Paulo Performance Pay Reform for School Teachers	Brazil	Barbara Bruns, Claudio Ferraz, Marcos Rangel	TF094053	228,874	175,000	80,757	80,757	53,874	94,243	0
Nepal Community Managed School project	Nepal	Nazmul Chaudhury	TF093733	150,000	150,000	127,769	116,992	0	22,231	10,776
AGEs - Support to School Management Parental Empowerment	Mexico	Harry A. Patrinos	TF094146	292,739	292,739	276,313	204,347	0	16,426	71,966
Role of Assessment to Provide Information for Accountability	Liberia	Nathalie Lahire	TF094418	211,300	211,300	189,180	10,200	0	22,120	178,980
Randomized Evaluation of Andhra Pradesh Primary Education	India	Venkatesh Sundararaman	TF095778	100,000	100,000	48,556	34,596	0	51,444	13,960

Table 3.- Spanish Impact Evaluation Trust Fund FY2011: Impact Evaluation Research Program ^{1 2 3} (cont.)

Impact Evaluation Studies	Country / Num. IE Studies ?	Task Team Leader	TF No.	Allocated Act_FY2011 ¹	Receipts Act_FY2011 ¹	Committed Act_FY2011 ¹	Disbursed Act_FY2011 ¹	Allocated - Receipts Act_FY2011 ¹	Receipts - Committed Act_FY2011 ¹	Committed - Disbursed Act_FY2011 ¹
1.3. Cluster IE Studies	36	-	-	7,265,691	7,031,133	4,416,920	3,004,286	234,558	2,614,213	1,412,634
1.3.6 - HIV/AIDS Prevention	3	David Wilson, Damien De Walque	TF080244	1,086,501	1,102,217	727,846	444,382	-15,716	374,371	283,464
Evaluating CCT to Prevent HIV and Other STIs	Tanzania	Damien De Walque	TF092758	355,184	371,400	277,577	89,922	-16,216	93,823	187,655
Evaluating the Impact of HIV Prevention Campaign for the Youth	Lesotho	Damien De Walque	TF091507	384,680	384,680	128,325	120,000	0	256,355	8,325
CCT, Schooling, and HIV Risk	Malawi	Berk Ozler	TF092384	346,637	346,137	321,944	234,460	500	24,193	87,484
1.3.7 - Early Childhood Development	4	Harold Alderman, Sophie Naudeau	-	750,000	749,900	54,695	28,360	100	695,205	26,335
Impact Evaluation and Cost-Benefit Analysis of 3 types of FTI-funded ECD Interventions	Cambodia	Deon Filmer	TF097107	211,000	211,000	0	0	0	211,000	0
Nadie es Perfecto, IE of a Program to Improve Parenting Skills	Chile	Emanuela Galasso	TF097130	200,000	200,000	17,833	10,458	0	182,167	7,375
IE of ECD in Mozambique	Mozambique	Sophie Naudeau	TF096544	165,000	164,900	36,863	17,903	100	128,037	18,960
Atencion a Crisis Early Childhood Development & Conditional Cash Transfer	Nicaragua	Renos Vakis	TF096907	174,000	174,000	0	0	0	174,000	0
Total SIEF Impact Evaluation program	-	-	TF096307	9,920,377	9,681,919	6,346,449	4,451,083	238,458	3,335,471	1,895,365

Impact Evaluation Studies	Country / Num. IE Studies ?	Task Team Leader	TF No.	Allocated ² Act_FY2011 ¹	Receipts ² Act_FY2011 ¹	Committed ² Act_FY2011 ¹	Disbursed ² Act_FY2011 ¹	Allocated - Receipts Act_FY2011 ¹	Receipts - Committed Act_FY2011 ¹	Committed - Disbursed Act_FY2011 ¹
SIEF Cluster 1 Coordination	World	S. Martinez, A. Wagstaff, and P.	TF092886	185,000	185,000	19,290	19,290	0	165,710	0
SIEF Cluster 2 Coordination	World	E. Galasso, M. Grosh, P. Leite	TF096850	185,000	185,000	22,157	22,157	0	162,843	0
SIEF Cluster 3 Coordination	World	J. Friedman, A. Legovini	TF093306	185,000	185,000	82,057	69,661	0	102,943	12,396
SIEF Cluster 4 Coordination	World	R. Almeida, M. Lundberg	TF092151	185,000	185,000	80,833	56,833	0	104,167	24,000
SIEF Cluster 5 coordination	World	H. Patrinos, D. Filmer, B. Bruns	TF094050	185,000	185,000	49,341	45,714	0	135,659	3,627
SIEF Cluster 6 coordination	World	D. De Walque, D. Wilson	TF094039	185,000	185,000	49,829	49,829	0	135,171	0
SIEF Cluster 7 coordination	World	H. H. Alderman	TF096307	185,000	185,000	8,440	8,440	0	176,560	0
Total Cluster Coordination	-	-	-	1,295,000	1,295,000	311,948	271,925	0	983,052	40,023

NOTES

¹ Fiscal Year Based. Updated as of August 31, 2010. ² For details regarding the types of financial flows and indicators used in this report, see Box C. ³ Data only reflect SIEF support; other sources of financing (World Bank, DFID...) are not included.

?Number of impact evaluation studies. Abandoned projects (in brackets) that did not generate any financial flows and have not been counted. Projects that have been funded through two different SIEF windows are shown in the same line.

?Impact evaluation study fully funded by the DFID IE TF.

Capacity Building:

In the first half of 2010 the SIEF team and faculty successfully delivered three impact evaluation regional workshops in Kathmandu, Nepal (February 22-26, 2010); Rio de Janeiro, Brazil (April 26-30, 2010); and Accra, Ghana (May 24-28, 2010).

Since the SIEF program of workshops was launched in January 2008, 12 impact evaluation workshops have been delivered. In total, 1,905 participants among evaluation experts, researchers and managers of programs affecting Human Development outcomes have been trained in the design, implementation and management of impact evaluations (see Table 4).

Table 4. - SIEF Impact Evaluation Workshops FY2009-FY2010: Main Figures

Location	Date	Countries Attending	Participants	Project Teams
Cairo, Egypt	January 13-17, 2008	12	160	17
Managua, Nicaragua	March 3-7, 2008	11	104	15
Madrid, Spain	June 23-27, 2008	1	196	9
Manila, Philippines	December 1-5, 2008	6	137	16
Lima, Peru	January 26-30, 2009	9	182	18
Amman, Jordan	March 8-12, 2009	9	206	17
Beijing, China	July 20-24, 2009	1	212	12
Sarajevo, Bosnia	September 21-25, 2009	17	115	12
Cape Town, South Africa	December 7-11, 2009	10	108	11
Kathmandu, Nepal	February 22-26, 2010	7	118	15
Rio de Janeiro, Brazil	April 26-30, 2010	3	224	22
Accra, Ghana	May 24-28, 2010	17	143	19
Total		103	1905	183

The workshops have received extremely high quality and usefulness ratings from participants, as shown in Table 5. The impact evaluation regional workshops program has raised much interest not only in client countries, but also within the Bank and in other agencies. This has allowed to leverage additional funds from other units and donors for these workshops⁴. As a result, **87% of the SIEF capacity building budget has been disbursed.** (see Table 2).

⁴ The DFID supported the workshops in Kathmandu and Rio de Janeiro with \$191,539 and \$35,000, respectively. Other World Bank units contributed to financing and delivering the workshops in Rio de Janeiro (LAC and DIME, with \$15,000 and \$100,000, respectively) and Accra (HDNSP, with \$95,000).

In FY2011 the SIEF will continue supporting regional impact evaluation workshops in collaboration with other World Bank units and donors. Until the end of calendar year 2010 the SIEF will support two impact evaluation regional workshops: in **Tunisia (October 18-22, 2010)** –mainly financed by the HRBTF–; and in **South Korea (December 6-10, 2010)** –mainly financed by the Government of South Korea.

Table 5. - SIEF Impact Evaluation Workshops FY2009-FY2010: Participants feedback¹:

Location	Date	How would you rate the overall quality of the activity? ¹	How would you rate the overall usefulness of the activity? ¹
Cairo, Egypt	January 13-17, 2008	4.07	4.14
Managua, Nicaragua	March 3-7, 2008	4.83	4.84
Madrid, Spain	June 23-27, 2008	3.94	3.51
Manila, Philippines	December 1-5, 2008	-	-
Lima, Peru	January 26-30, 2009	4.43	4.54
Amman, Jordan	March 8-12, 2009	3.93	3.88
Beijing, China	July 20-24, 2009	4.38	4.10
Sarajevo, Bosnia	September 21-25, 2009	4.37	4.35
Cape Town, South Africa	December 7-11, 2009	4.29	4.16
Kathmandu, Nepal	February 22-26, 2010	4.33	4.22
Rio de Janeiro, Brazil	April 26-30, 2010	4.37	4.38
Accra, Ghana	May 24-28, 2010	-	-
Average		4.29	4.19

¹ Participant rating on a scale of 1 to 5 (1=minimum, 5=maximum).

Results Dissemination:

The SIEF results dissemination program was initiated in 2009⁵, and has made substantial progress in the first eight months of 2010. Some of the key milestones achieved since January 2010 are:

- Participation at the Network of Networks of Impact Evaluation (NONIE) meeting in Bonn (March 29-30, 2010);
- Participation at the World Bank Independent Evaluation Group Week Fair (April 19-23, 2010);
- Presentation of the SIEF program at the Overseas Development Institute in London (May 4, 2010).
- The handbook *Impact Evaluation in Practice* was finalized in July, and sent for publication in August.
- All the dissemination proposals from the Cluster Leaders were submitted, reviewed and approved, and a total of \$700,000 were transferred (100% of the resources allocated to cluster dissemination activities).

Until the end of the year the SIEF team will:

- Keep participating and conducting sessions disseminating the results of the fund in international external and internal events, including the International Summit of the Millennium Development Goals Forum in New York (September 2010); and the World Bank Independent Evaluation Group Week in Washington, DC (September 2010);
- Launch the new policy notes series *From Evidence to Policy*. The series will explain the policy questions addressed and the evidence generated by each cluster in an easy to read manner.
- Publish the handbook *Impact Evaluation in Practice*, and present it in international academic institutions and development forums.

Management / Advisory Services:

As shown in Table 2, the share of **management costs** in total SIEF disbursements was **5.97%** at the end of August 2010, including the payments made for **program management (2.06%)** and the payments made by **cluster** leaders for **coordination** activities (**3.91%**). These figures show a relative increase compared to the end of calendar year 2009, when the share of management costs in total SIEF disbursements was 4.66% (2.70% for program management and 1.96% for cluster coordination activities).

Additionally, the time and costs associated to the delivery by SIEF core team members of **advisory services** to support the design and implementation of impact evaluations by task teams –a budget category more related to the impact evaluation research program than to management– was **8.16%** of SIEF total disbursements. This share is similar to the 7.85% shown at the end of calendar year 2009.

⁵ The SIEF Dissemination Plan was approved by the Steering Committee on December 3, 2009.