Public Disclosure Authorized

Public Disclosure Authorized

Public Disclosure Authorized

Worldwide Governance Indicators

Country Data Report for Slovak Republic, 1996-2014

This Country Data Report summarizes the data from the Worldwide Governance Indicators (WGI) project for a single country. The WGI report six aggregate governance indicators for over 200 countries and territories over the period 1996-2014, covering i) Voice and Accountability, ii) Political Stability and Absence of Violence/Terrorism, iii) Government Effectiveness, iv) Regulatory Quality, v) Rule of Law, and vi) Control of Corruption.

The line graphs on each page show the country's percentile rank on each of the six governance indicators. Percentile ranks indicate the percentage of countries worldwide that rank lower than the indicated country, so that higher values indicate better governance scores. The line graphs include margins of error shown as dashed lines, corresponding to 90% confidence intervals. Changes over time in the aggregate scores that are small relative to these margins of error should not be interpreted as signalling a statistically significant change in the indicators.

The WGI are composite measures based on a large number of underlying data sources. The source data for each aggregate indicator are reported in a table on each page. Individual data sources have been rescaled to run from 0 (low) to 1 (high). These scores are comparable over time and across countries since most individual measures are based on similar methodologies over time. Scores from different individual indicators are not however directly comparable with each other since the different data sources use different units and cover different sets of countries. Not all data sources cover all countries, and cases where data are not available are reported as "..". For some sources and countries, the underlying source data is confidential and cannot be publicly disclosed at the request of the organizations producing the data. These cases are reported as "NP".

For a full description of the WGI methodology, and interactive data access, and downloads of the aggregate and individual indicators, please visit www.govindicators.org.

Disclaimer

The Worldwide Governance Indicators (WGI) are a research dataset summarizing the views on the quality of governance provided by a large number of enterprise, citizen and expert survey respondents in industrial and developing countries. These data are gathered from a number of survey institutes, think tanks, non-governmental organizations, international organizations, and private sector firms. The WGI do not reflect the official views of the World Bank, its Executive Directors, or the countries they represent. The WGI are not used by the World Bank Group to allocate resources.

THE WORLD BANK
IBRD • IDA | WORLD BANK GROUP
DEVELOPMENT RESEARCH

Worldwide Governance Indicators

Slovak Republic, 1996-2014

Aggregate Indicator: Voice & Accountabillity

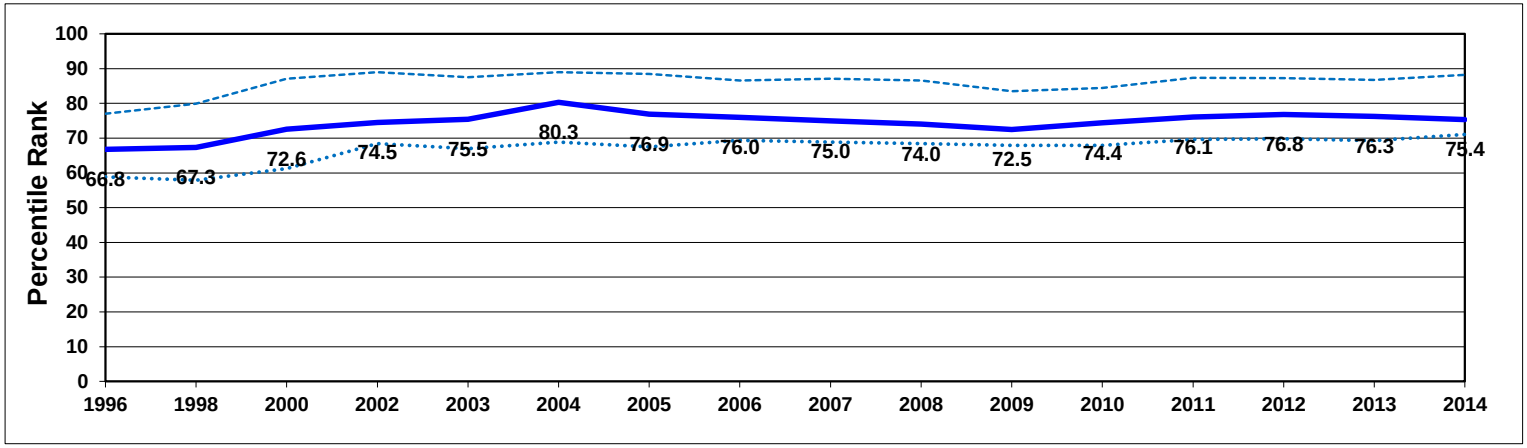

Individual Indicators used to construct Voice & Accountability

Code	Source	Website	1996	1998	2000	2002	2003	2004	2005	2006	2007	2008	2009	2010	2011	2012	2013	2014
AFR	Afrobarometer	http://www.afrobarometer.org	..	..	..	..	..	..	..	..	..	..	..	..	..	..	..	..
BTI	Bertelsmann Transformation Index	http://www.bertelsmann-transformation-index.de/	..	..	..	1.00	0.90	0.90	0.89	0.89	0.92	0.92	0.89	0.89	0.89	0.90	0.90	0.88
CCR	Freedom House Countries at the Crossroads	http://www.freedomhouse.org	..	..	..	..	..	..	..	..	..	..	..	..	..	..	..	..
EIU	Economist Intelligence Unit	http://www.eiu.com	0.56	0.50	0.44	0.63	0.63	0.63	0.63	0.71	0.71	0.71	0.68	0.71	0.71	0.71	0.71	0.71
FRH	Freedom House	http://www.freedomhouse.org	0.58	0.69	0.84	0.88	0.88	0.92	0.92	0.90	0.89	0.88	0.86	0.87	0.88	0.88	0.88	0.87
GCS	World Economic Forum Global Competitiveness Survey	http://www.weforum.org	..	..	0.37	0.40	0.45	0.46	0.48	0.61	0.50	0.43	0.47	0.40	0.47	0.44	0.41	0.44
GII	Global Integrity	http://www.globalintegrity.org/	..	..	..	..	..	..	..	..	..	..	0.63	0.63	0.63	..	..	..
GWP	Gallup World Poll	http://www.gallupworldpoll.com	..	..	..	..	..	..	..	0.44	0.44	0.44	0.44	0.52	0.51	0.53	0.47	0.51
HUM	CIRI Human Rights Database	http://www.humanrightsdata.com	0.88	0.88	0.81	0.81	0.94	1.00	1.00	0.88	0.88	0.88	0.88	0.88	0.75	0.75	0.75	..
IFD	IFAD Rural Sector Performance Assessments	http://www.ifad.org	..	..	..	..	..	..	..	..	..	..	..	..	..	..	..	..
IPD	Institutional Profiles Database	http://www.cepii.fr/	..	..	..	..	..	..	..	..	..	..	0.93	0.93	0.93	0.94	0.94	0.94
IRP	IREEP African Electoral Index	http://www.ireep.org	..	..	..	..	..	..	..	..	..	..	..	..	..	..	..	..
LBO	Latinobarometro	http://www.latinobarometro.org	..	..	..	..	..	..	..	..	..	..	..	..	..	..	..	..
MSI	IREX Media Sustainability Index	http://www.irex.org	..	..	..	..	..	..	..	..	..	..	..	..	..	..	..	..
OBI	International Budget Project Open Budget Index	http://www.internationalbudget.org/	..	..	..	..	..	..	..	..	..	..	0.57	0.57	0.67	0.67	0.67	0.67
PRS	Political Risk Services International Country Risk Guide	http://www.prsgroup.com	0.92	1.00	1.00	1.00	1.00	1.00	1.00	1.00	1.00	1.00	1.00	1.00	1.00	1.00	1.00	1.00
RSF	Reporters Without Borders Press Freedom Index	http://www.rsf.org	..	..	..	..	0.98	1.00	0.99	0.98	0.99	0.97	0.90	0.89	0.93	0.90	0.92	0.88
VAB	Vanderbilt University Americas Barometer Survey	http://www.lapopsurveys.org	..	..	..	..	..	..	..	..	..	..	..	..	..	..	..	..
WCY	IMD World Competitiveness Yearbook	http://www.imd.ch	..	..	..	0.43	0.51	0.43	0.56	0.47	0.27	0.25	0.26	0.13	0.44	0.26	0.24	0.26
WJP	World Justice Project	http://www.worldjusticeproject.org.	..	..	..	..	..	..	..	..	..	..	..	..	..	..	..	..
WMO	IHS Global Insight Country Risk Rating	http://www.globalinsight.com	0.69	0.69	0.75	0.75	0.75	0.73	0.75	0.75	0.75	0.81	0.81	0.81	0.88	0.88	0.88	..

Worldwide Governance Indicators

Slovak Republic, 1996-2014

Aggregate Indicator: Political Stability and Absence of Violence/Terrorism

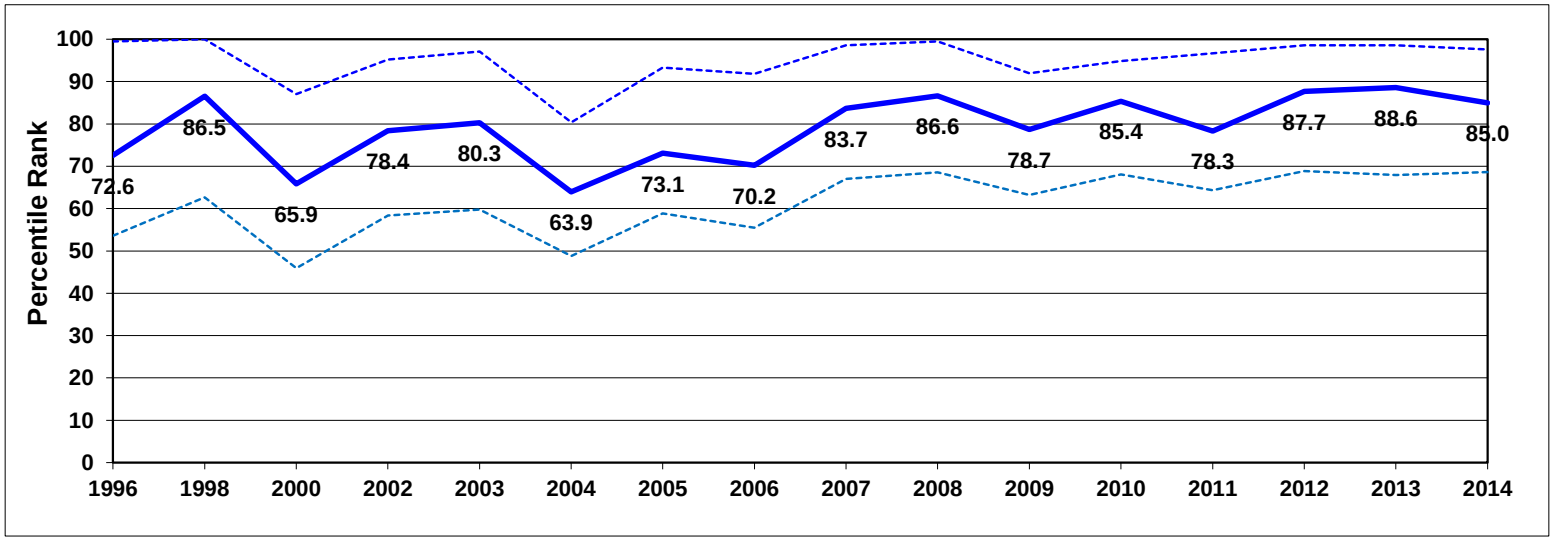

Individual Indicators used to construct Political Stability and Absence of Violence

Code	Source	Website	1996	1998	2000	2002	2003	2004	2005	2006	2007	2008	2009	2010	2011	2012	2013	2014
EIU	Economist Intelligence Unit	http://www.eiu.com	0.75	0.75	0.65	0.80	0.80	0.80	0.80	0.75	0.78	0.80	0.80	0.85	0.85	0.85	0.85	0.75
GCS	World Economic Forum Global Competitiveness Survey	http://www.weforum.org	..	..	..	0.83	0.72	0.76	0.76	0.84	0.92	0.94	0.92	0.93	0.86	0.90	0.85	0.78
HUM	CIRI Human Rights Database & Political Terror Scale	http://www.humanrightsdata.com	0.75	0.88	0.72	0.81	0.75	0.81	1.00	0.81	0.81	0.84	0.84	0.84	0.84	0.88	0.88	1.00
IJT	iJET Country Security Risk Ratings	https://worldcue.ijet.com/tic/login.jsp	..	..	..	..	..	0.50	0.50	0.50	0.75	0.75	0.50	0.75	0.75	0.75	0.75	0.75
IPD	Institutional Profiles Database	http://www.cepii.fr/	..	..	..	..	..	..	..	..	..	..	0.89	0.89	0.89	0.92	0.92	0.92
PRS	Political Risk Services International Country Risk Guide	http://www.prsgroup.com	0.84	0.94	0.78	0.79	0.75	0.77	0.74	0.77	0.77	0.77	0.77	0.77	0.74	0.78	0.77	0.73
WCY	IMD World Competitiveness Yearbook	http://www.imd.ch	..	..	..	0.41	0.59	0.48	0.75	0.55	0.61	0.57	0.65	0.59	0.50	0.45	0.63	0.68
WJP	World Justice Project	http://www.worldjusticeproject.org.	..	..	..	..	..	..	..	..	..	..	..	..	..	..	..	..
WMO	IHS Global Insight Country Risk Rating	http://www.globalinsight.com	1.00	1.00	1.00	1.00	1.00	0.81	1.00	1.00	1.00	1.00	1.00	1.00	0.94	0.94	0.94	0.96

Worldwide Governance Indicators

Slovak Republic, 1996-2014

Aggregate Indicator: Government Effectiveness

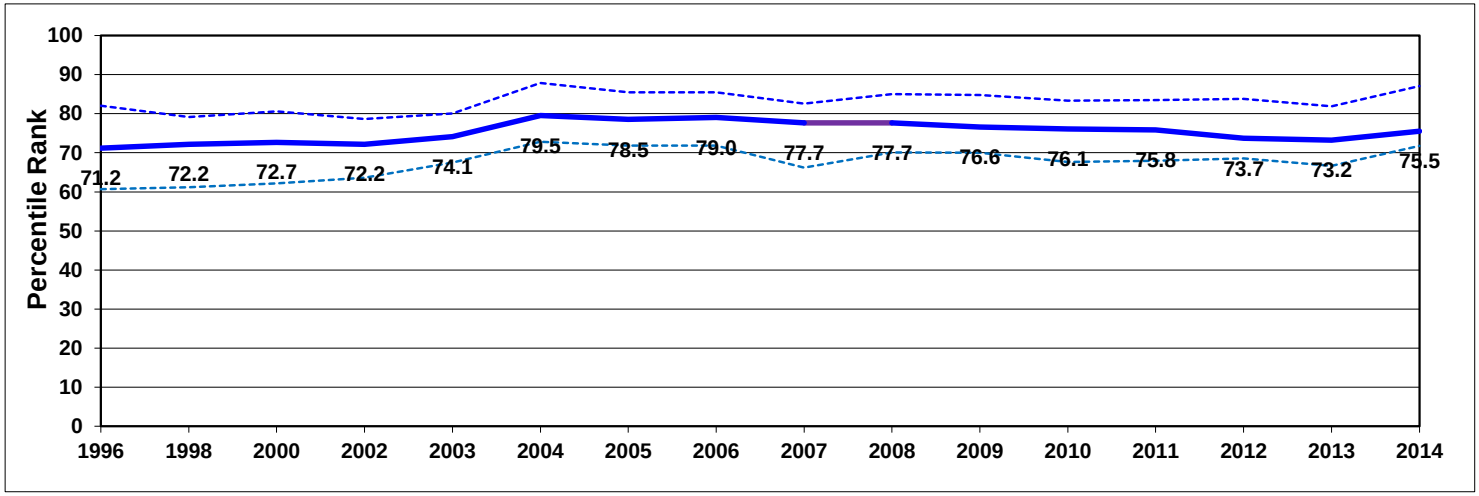

Individual Indicators used to construct Government Effectiveness

Code	Source	Website	1996	1998	2000	2002	2003	2004	2005	2006	2007	2008	2009	2010	2011	2012	2013	2014
ADB	African Development Bank CPIA	http://cpia.afdb.org/	..	..	..	..	..	..	..	..	..	..	..	..	..	..	..	..
AFR	Afrobarometer	http://www.afrobarometer.org	..	..	..	..	..	..	..	..	..	..	..	..	..	..	..	..
ASD	Asian Development Bank CPIA	http://www.adb.org/	..	..	..	..	..	..	..	..	..	..	..	..	..	..	..	..
BPS	Business Enterprise Environment Survey	http://www.worldbank.org/eca/governance	..	..	0.72	0.84	0.84	0.84	0.90	0.90	0.90	0.64	0.64	0.64	0.64	0.64	0.82	0.82
BTI	Bertelsmann Transformation Index	http://www.bertelsmann-transformation-index.de/	..	..	..	0.85	0.89	0.89	0.86	0.86	0.87	0.87	0.82	0.82	0.82	0.85	0.85	0.83
EIU	Economist Intelligence Unit	http://www.eiu.com	0.50	0.50	0.38	0.38	0.38	0.50	0.50	0.50	0.56	0.63	0.63	0.63	0.63	0.63	0.63	0.63
GCS	World Economic Forum Global Competitiveness Survey	http://www.weforum.org	0.63	0.61	0.78	0.60	0.56	0.57	0.55	0.56	0.44	0.50	0.57	0.52	0.52	0.56	0.52	0.57
GWP	Gallup World Poll	http://www.gallupworldpoll.com	..	..	..	..	..	..	..	0.41	0.41	0.41	0.41	0.49	0.52	0.52	0.45	0.51
IFD	IFAD Rural Sector Performance Assessments	http://www.ifad.org	..	..	..	..	..	..	..	..	..	..	..	..	..	..	..	..
IPD	Institutional Profiles Database	http://www.cepii.fr/	..	..	..	..	..	..	..	..	..	..	0.89	0.89	0.89	0.79	0.79	0.79
LBO	Latinobarometro	http://www.latinobarometro.org	..	..	..	..	..	..	..	..	..	..	..	..	..	..	..	..
PIA	World Bank Country Policy and Institutional Assessments	http://www.worldbank.org	..	NP	NP	NP	NP	NP	NP	NP	NP	NP	..	..	..	..	..	..
PRS	Political Risk Services International Country Risk Guide	http://www.prsgroup.com	0.88	0.75	0.75	0.75	0.75	0.75	0.75	0.75	0.75	0.75	0.75	0.75	0.75	0.75	0.75	0.75
WCY	IMD World Competitiveness Yearbook	http://www.imd.ch	..	..	..	0.35	0.41	0.49	0.53	0.49	0.37	0.40	0.39	0.34	0.38	0.35	0.35	0.36
WMO	IHS Global Insight Country Risk Rating	http://www.globalinsight.com	0.63	0.63	0.69	0.69	0.81	0.73	0.81	0.81	0.81	0.81	0.81	0.81	0.81	0.81	0.81	0.89

Worldwide Governance Indicators

Slovak Republic, 1996-2014

Aggregate Indicator: Regulatory Quality

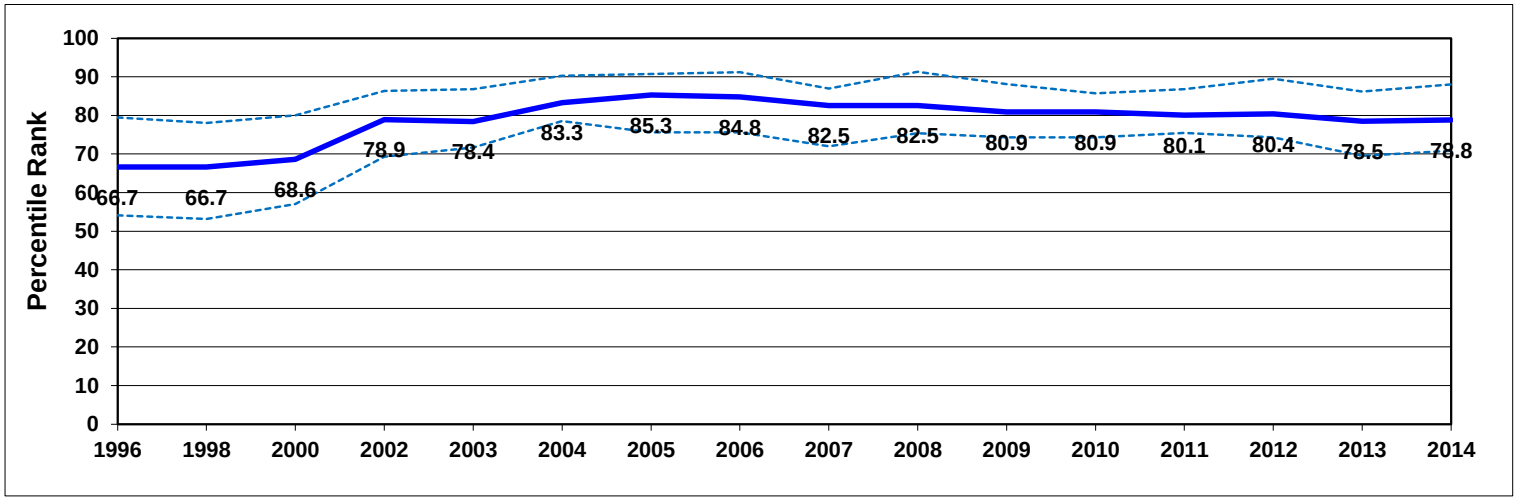

Individual Indicators used to construct Regulatory Quality

Code	Source	Website	1996	1998	2000	2002	2003	2004	2005	2006	2007	2008	2009	2010	2011	2012	2013	2014
ADB	African Development Bank CPIA	http://cpia.afdb.org/	..	..	..	..	..	..	..	..	..	..	..	..	..	..	..	..
ASD	Asian Development Bank CPIA	http://www.adb.org/	..	..	..	..	..	..	..	..	..	..	..	..	..	..	..	..
BPS	Business Enterprise Environment Survey	http://www.worldbank.org/eca/governance	..	..	0.61	0.64	0.64	0.64	0.82	0.82	0.82	0.73	0.73	0.73	0.73	0.73	0.91	0.91
BTI	Bertelsmann Transformation Index	http://www.bertelsmann-transformation-index.de/	..	..	..	1.00	0.90	0.90	0.90	0.90	0.95	0.95	0.93	0.93	0.93	0.93	0.93	0.90
EBR	European Bank for Reconstruction & Development Transition Report	http://www.ebrd.org	0.61	0.61	0.61	0.61	0.72	0.72	0.72	0.75	0.75	0.75	0.75	0.75	0.78	0.78	0.72	0.72
EIU	Economist Intelligence Unit	http://www.eiu.com	0.45	0.45	0.55	0.65	0.70	0.75	0.75	0.65	0.60	0.60	0.60	0.65	0.70	0.70	0.70	0.70
GCS	World Economic Forum Global Competitiveness Survey	http://www.weforum.org	0.47	0.46	0.48	0.45	0.48	0.60	0.58	0.63	0.66	0.64	0.62	0.56	0.57	0.54	0.50	0.45
HER	Heritage Foundation Index of Economic Freedom	http://www.heritage.org	0.50	0.50	0.60	0.70	0.80	0.80	0.80	0.75	0.75	0.70	0.70	0.73	0.73	0.73	0.75	0.75
IFD	IFAD Rural Sector Performance Assessments	http://www.ifad.org	..	..	..	..	..	..	..	..	..	..	..	..	..	..	..	..
IPD	Institutional Profiles Database	http://www.cepii.fr/	..	..	..	..	..	..	..	..	..	..	0.77	0.77	0.77	0.88	0.88	0.88
PIA	World Bank Country Policy and Institutional Assessments	http://www.worldbank.org	..	NP	NP	NP	NP	NP	NP	NP	NP	NP	..	..	..	..	..	..
PRS	Political Risk Services International Country Risk Guide	http://www.prsgroup.com	0.55	0.73	0.64	1.00	1.00	1.00	0.91	0.91	0.91	0.91	0.91	0.82	0.73	0.73	0.73	0.73
WCY	IMD World Competitiveness Yearbook	http://www.imd.ch	..	..	..	0.52	0.51	0.60	0.68	0.66	0.57	0.59	0.56	0.53	0.51	0.54	0.47	0.47
WJP	World Justice Project	http://www.worldjusticeproject.org.	..	..	..	..	..	..	..	..	..	..	..	..	..	..	..	..
WMO	IHS Global Insight Country Risk Rating	http://www.globalinsight.com	0.81	0.81	0.81	0.81	0.81	0.76	0.88	0.88	0.81	0.88	0.88	0.88	0.88	0.88	0.88	0.67

Worldwide Governance Indicators

Slovak Republic, 1996-2014

Aggregate Indicator: Rule of Law

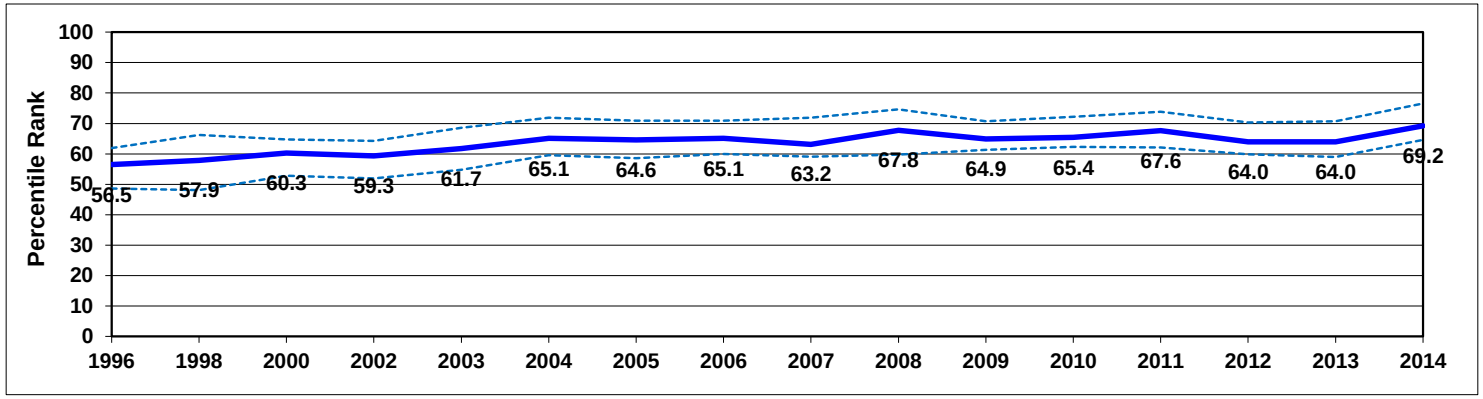

Individual Indicators used to construct Rule of Law

Code	Source	Website	1996	1998	2000	2002	2003	2004	2005	2006	2007	2008	2009	2010	2011	2012	2013	2014
ADB	African Development Bank CPIA	http://cpia.afdb.org/	..	..	..	..	..	..	..	..	..	..	..	..	..	..	..	..
AFR	Afrobarometer	http://www.afrobarometer.org	..	..	..	..	..	..	..	..	..	..	..	..	..	..	..	..
ASD	Asian Development Bank CPIA	http://www.adb.org/	..	..	..	..	..	..	..	..	..	..	..	..	..	..	..	..
BPS	Business Enterprise Environment Survey	http://www.worldbank.org/eca/governance	..	..	0.48	0.45	0.45	0.45	0.55	0.55	0.55	0.43	0.43	0.43	0.43	0.43	0.95	0.95
BTI	Bertelsmann Transformation Index	http://www.bertelsmann-transformation-index.de/	..	..	..	1.00	0.93	0.93	0.97	0.97	0.97	0.97	0.87	0.87	0.87	0.85	0.85	0.83
CCR	Freedom House Countries at the Crossroads	http://www.freedomhouse.org	..	..	..	..	..	..	..	..	..	..	..	..	..	..	..	..
EIU	Economist Intelligence Unit	http://www.eiu.com	0.53	0.56	0.56	0.56	0.59	0.63	0.63	0.63	0.63	0.66	0.63	0.66	0.69	0.69	0.69	0.69
FRH	Freedom House	http://www.freedomhouse.org	0.50	0.50	0.79	0.83	0.83	0.83	0.83	0.79	0.75	0.71	0.67	0.71	0.71	0.67	0.67	0.67
GCS	World Economic Forum Global Competitiveness Survey	http://www.weforum.org	0.55	0.40	0.50	0.39	0.40	0.54	0.52	0.57	0.55	0.54	0.53	0.50	0.48	0.49	0.44	0.46
GII	Global Integrity	http://www.globalintegrity.org/	..	..	..	..	..	..	..	..	..	..	0.58	0.58	0.58	..	..	..
GWP	Gallup World Poll	http://www.gallupworldpoll.com	..	..	..	..	..	..	..	0.56	0.56	0.57	0.57	0.57	0.63	0.62	0.58	0.62
HER	Heritage Foundation Index of Economic Freedom	http://www.heritage.org	0.50	0.50	0.50	0.50	0.50	0.50	0.50	0.50	0.50	0.50	0.55	0.50	0.50	0.50	0.50	0.50
HUM	CIRI Human Rights Database	http://www.humanrightsdata.com	0.50	0.50	0.50	0.50	0.50	0.50	0.50	0.50	0.50	0.50	0.00	0.00	0.00	0.00	0.00	..
IFD	IFAD Rural Sector Performance Assessments	http://www.ifad.org	..	..	..	..	..	..	..	..	..	..	..	..	..	..	..	..
IPD	Institutional Profiles Database	http://www.cepii.fr/	..	..	..	..	..	..	..	..	..	..	0.91	0.91	0.91	0.75	0.75	0.75
LBO	Latinobarometro	http://www.latinobarometro.org	..	..	..	..	..	..	..	..	..	..	..	..	..	..	..	..
PIA	World Bank Country Policy and Institutional Assessments	http://www.worldbank.org	..	NP	NP	NP	NP	NP	NP	NP	NP	NP	..	..	..	..	..	..
PRS	Political Risk Services International Country Risk Guide	http://www.prsgroup.com	0.83	0.83	0.67	0.67	0.67	0.67	0.67	0.67	0.67	0.67	0.67	0.67	0.67	0.67	0.67	0.67
TPR	US State Department Trafficking in People report	http://www.state.gov/g/tip/rls/tiprpt	..	..	..	0.50	0.67	0.33	0.67	0.67	0.67	0.67	0.67	1.00	1.00	1.00	1.00	1.00
VAB	Vanderbilt University Americas Barometer Survey	http://www.lapopsurveys.org	..	..	..	..	..	..	..	..	..	..	..	..	..	..	..	..
WCY	IMD World Competitiveness Yearbook	http://www.imd.ch	..	..	..	0.40	0.41	0.47	0.49	0.46	0.48	0.48	0.44	0.35	0.32	0.34	0.33	0.35
WJP	World Justice Project	http://www.worldjusticeproject.org.	..	..	..	..	..	..	..	..	..	..	..	..	..	..	..	..
WMO	IHS Global Insight Country Risk Rating	http://www.globalinsight.com	0.69	0.69	0.69	0.69	0.75	0.72	0.75	0.81	0.75	0.81	0.81	0.81	0.88	0.88	0.88	0.67

Worldwide Governance Indicators

Slovak Republic, 1996-2014

Aggregate Indicator: Control of Corruption

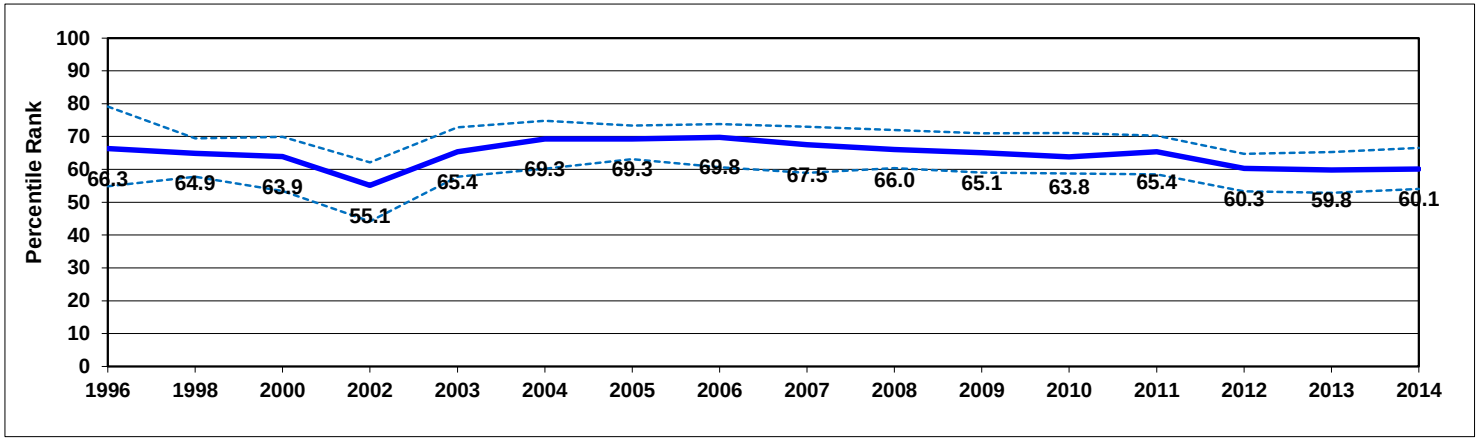

Individual Indicators used to construct Control of Corruption

Code	Source	Website	1996	1998	2000	2002	2003	2004	2005	2006	2007	2008	2009	2010	2011	2012	2013	2014
ADB	African Development Bank CPIA	http://cpia.afdb.org/	..	..	..	..	..	..	..	..	..	..	..	..	..	..	..	..
AFR	Afrobarometer	http://www.afrobarometer.org	..	..	..	..	..	..	..	..	..	..	..	..	..	..	..	..
ASD	Asian Development Bank CPIA	http://www.adb.org/	..	..	..	..	..	..	..	..	..	..	..	..	..	..	..	..
BPS	Business Enterprise Environment Survey	http://www.worldbank.org/eca/governance	..	..	0.39	0.66	0.66	0.66	0.80	0.80	0.80	0.76	0.76	0.76	0.76	0.76	0.90	0.90
BTI	Bertelsmann Transformation Index	http://www.bertelsmann-transformation-index.de/	..	..	..	..	0.75	0.75	0.75	0.75	0.70	0.70	0.75	0.75	0.75	0.70	0.70	0.70
CCR	Freedom House Countries at the Crossroads	http://www.freedomhouse.org	..	..	..	..	..	..	..	..	..	..	..	..	..	..	..	..
EIU	Economist Intelligence Unit	http://www.eiu.com	0.50	0.50	0.25	0.25	0.50	0.50	0.50	0.50	0.50	0.50	0.50	0.50	0.50	0.50	0.50	0.50
FRH	Freedom House	http://www.freedomhouse.org	..	0.33	0.54	0.63	0.63	0.67	0.67	0.63	0.63	0.63	0.54	0.58	0.58	0.54	0.54	0.54
GCB	Transparency International Global Corruption Barometer Survey	http://www.transparency.org	..	..	..	..	..	..	..	..	..	..	..	..	..	0.55	0.55	0.55
GCS	World Economic Forum Global Competitiveness Survey	http://www.weforum.org	0.56	0.44	0.59	0.46	0.46	0.52	0.54	0.60	0.51	0.47	0.45	0.40	0.40	0.35	0.33	0.35
GII	Global Integrity	http://www.globalintegrity.org/	..	..	..	..	..	..	..	..	..	..	0.83	0.83	0.83	..	..	..
GWP	Gallup World Poll	http://www.gallupworldpoll.com	..	..	..	..	..	..	..	0.16	0.16	0.17	0.11	0.23	0.22	0.29	0.22	0.26
IFD	IFAD Rural Sector Performance Assessments	http://www.ifad.org	..	..	..	..	..	..	..	..	..	..	..	..	..	..	..	..
IPD	Institutional Profiles Database	http://www.cepii.fr/	..	..	..	..	..	..	..	..	..	..	0.56	0.56	0.56	0.33	0.33	0.33
LBO	Latinobarometro	http://www.latinobarometro.org	..	..	..	..	..	..	..	..	..	..	..	..	..	..	..	..
PIA	World Bank Country Policy and Institutional Assessments	http://www.worldbank.org	..	NP	NP	NP	NP	NP	NP	NP	NP	NP	..	..	..	..	..	..
PRC	Political Economic Risk Consultancy Corruption in Asia	http://www.asiarisk.com/	..	..	..	..	..	..	..	..	..	..	..	..	..	..	..	..
PRS	Political Risk Services International Country Risk Guide	http://www.prsgroup.com	0.50	0.67	0.67	0.42	0.42	0.42	0.42	0.42	0.42	0.42	0.42	0.42	0.42	0.42	0.42	0.50
VAB	Vanderbilt University Americas Barometer Survey	http://www.lapopsurveys.org	..	..	..	..	..	..	..	..	..	..	..	..	..	..	..	..
WCY	IMD World Competitiveness Yearbook	http://www.imd.ch	..	..	..	0.15	0.17	0.21	0.23	0.25	0.19	0.25	0.19	0.14	0.13	0.10	0.10	0.16
WJP	World Justice Project	http://www.worldjusticeproject.org.	..	..	..	..	..	..	..	..	..	..	..	..	..	..	..	..
WMO	IHS Global Insight Country Risk Rating	http://www.globalinsight.com	0.50	0.50	0.63	0.63	0.75	0.67	0.75	0.75	0.75	0.75	0.75	0.75	0.75	0.75	0.75	0.67