



Rural Community-Driven Development Project (P090712)

AFRICA | Guinea-Bissau | Social Protection & Labor Global Practice |
IBRD/IDA | Investment Project Financing | FY 2010 | Seq No: 17 | ARCHIVED on 13-Sep-2018 | ISR33893 |

Implementing Agencies: Project Coordination Unit, Ministry of Finance, The Republic of Guinea Bissau, PCU/RURAL COMMUNITY-DRIVEN DEVELOPMENT PROJECT

Key Dates

Key Project Dates

Bank Approval Date: 24-Sep-2009

Effectiveness Date: 07-Jul-2010

Planned Mid Term Review Date: 14-Jan-2013

Actual Mid-Term Review Date: 14-Jan-2013

Original Closing Date: 31-Dec-2014

Revised Closing Date: 20-Sep-2019

Project Development Objectives

Project Development Objective (from Project Appraisal Document)

The Project Development Objective is to increase access to priority basic social and economic infrastructures and services in participating communities in at least two regions of Guinea-Bissau.

Has the Project Development Objective been changed since Board Approval of the Project Objective?

No

Components

Name

Component 5: Prevention of the Ebola epidemic:(Cost \$0.50 M)

Component 1: Capacity-Building for Community Development:(Cost \$0.45 M)

Component 2: Community-Based Micro-Projects:(Cost \$21.55 M)

Component 3: Project Coordination and Monitoring & Evaluation:(Cost \$5.50 M)

Component 4: Delivery of education and health services (new component):(Cost \$9.00 M)

Component 6: Pilot cash transfer program:(Cost \$1.50 M)

Overall Ratings

| Name | Previous Rating | Current Rating |
|--------------------------------------|---------------------------|----------------|
| Progress towards achievement of PDO | ● Satisfactory | ● Satisfactory |
| Overall Implementation Progress (IP) | ● Moderately Satisfactory | ● Satisfactory |
| Overall Risk Rating | ● Substantial | ● Substantial |

Implementation Status and Key Decisions



The implementation of the Pilot cash transfer program has taken off since the last ISR. The main challenges have been overcome and transfers to beneficiaries are taking place as anticipated: 400 households from Bissau have received their second quarterly payment while 800 households in the region of Gabu are expected to receive a first payment in November 2018.

Risks

Systematic Operations Risk-rating Tool

| Risk Category | Rating at Approval | Previous Rating | Current Rating |
|--|--------------------|-----------------|----------------|
| Political and Governance | -- | ● Substantial | ● Substantial |
| Macroeconomic | -- | ● Substantial | ● Substantial |
| Sector Strategies and Policies | -- | ● Moderate | ● Moderate |
| Technical Design of Project or Program | -- | ● Moderate | ● Moderate |
| Institutional Capacity for Implementation and Sustainability | -- | ● Substantial | ● Substantial |



| | | | |
|------------------------|----|---------------|---------------|
| Fiduciary | -- | ● Moderate | ● Moderate |
| Environment and Social | -- | ● Moderate | ● Moderate |
| Stakeholders | -- | ● Low | ● Low |
| Other | -- | -- | -- |
| Overall | -- | ● Substantial | ● Substantial |

Results

PDO Indicators by Objectives / Outcomes

| Increase access to priority basic social and economic infrastructures and services | | | | |
|--|---|-------------------|------------------|-------------|
| ► Direct project beneficiaries (Number, Custom) | | | | |
| | Baseline | Actual (Previous) | Actual (Current) | End Target |
| Value | 0.00 | 119,626.00 | 128,066.00 | 137,000.00 |
| Date | 04-Aug-2009 | 30-Sep-2017 | 30-Jun-2018 | 20-Sep-2019 |
| Comments: | 115,539 are Micro-Project beneficiaries; the remaining 9,237 are teachers (7,308) and health workers projects (1,929) whose salaries whose salaries during January to June 2014 were paid by the Project. | | | |
| ▲ Female beneficiaries (Percentage, Custom Supplement) | | | | |
| | Baseline | Actual (Previous) | Actual (Current) | End Target |
| Value | 0.00 | 49.21 | 49.34 | 50.00 |
| ► Number of people in rural areas provided with access to Improved Water Sources under the project (Number, Custom) | | | | |
| | Baseline | Actual (Previous) | Actual (Current) | End Target |
| Value | 1.00 | 69,990.00 | 70,294.00 | 100,000.00 |
| Date | 04-Aug-2009 | 30-Sep-2017 | 30-Jun-2018 | 20-Sep-2019 |
| ► Students enrolled in classrooms built/rehabilitated by the Project (Number, Custom) | | | | |
| | Baseline | Actual (Previous) | Actual (Current) | End Target |
| Value | 0.00 | 12,346.00 | 12,052.00 | 20,000.00 |
| Date | 04-Aug-2009 | 30-Sep-2017 | 30-Jun-2018 | 20-Sep-2019 |
| Comments: | The number represents the number of children who are enrolled. As such it can slightly change from one period to the next. | | | |
| ► People with access to an all-season road build/rehabilitated by the Project (Number, Custom) | | | | |
| | Baseline | Actual (Previous) | Actual (Current) | End Target |



| | | | | |
|---|---------------|---------------------|---------------------|---------------------|
| Value | 0.00 | 33,998.00 | 39,804.00 | 73,000.00 |
| Date | 04-Aug-2009 | 30-Sep-2017 | 30-Jun-2018 | 20-Sep-2019 |
| ►Beneficiaries from hydro-agricultural systems improved by the Project (Number, Custom) | | | | |
| | Baseline | Actual (Previous) | Actual (Current) | End Target |
| Value | 0.00 | 3,786.00 | 3,786.00 | 3,800.00 |
| Date | 04-Aug-2009 | 30-Sep-2017 | 30-Jun-2018 | 20-Sep-2019 |
| ►No interruption of the 2013/14 or 2014/15 school year due to the non payment of current salaries from Project effectiveness until the end of the 2014/15 school year with gradations (Text, Custom) | | | | |
| | Baseline | Actual (Previous) | Actual (Current) | End Target |
| Value | Non available | Highly Satisfactory | Highly Satisfactory | Highly Satisfactory |
| Date | 07-May-2014 | 30-Jun-2015 | 30-Jun-2015 | 30-Jun-2015 |

Intermediate Results Indicators by Components

| | | | | |
|--|-------------|-------------------|------------------|-------------|
| Component 1: Capacity-Building for Community Development | | | | |
| ►Community-Development Plans completed (Number, Custom) | | | | |
| | Baseline | Actual (Previous) | Actual (Current) | End Target |
| Value | 0.00 | 202.00 | 216.00 | 180.00 |
| Date | 04-Aug-2009 | 30-Sep-2017 | 30-Jun-2018 | 20-Sep-2019 |
| ►Tabancas with a Community-Development Plans completed (Number, Custom) | | | | |
| | Baseline | Actual (Previous) | Actual (Current) | End Target |
| Value | 0.00 | 1,018.00 | 1,084.00 | 850.00 |
| Date | 04-Aug-2009 | 30-Sep-2017 | 30-Jun-2018 | 20-Sep-2019 |
| ►Population with a Community-Development Plans completed (Number, Custom) | | | | |
| | Baseline | Actual (Previous) | Actual (Current) | End Target |
| Value | 0.00 | 248,015.00 | 216,787.00 | 200,000.00 |
| Date | 04-Aug-2009 | 30-Sep-2017 | 30-Jun-2018 | 20-Sep-2019 |

Component 5: Prevention of the Ebola epidemic



| ►Number of community health agents who receive training on Ebola prevention (Number, Custom) | | | | |
|--|-------------|-------------------|------------------|-------------|
| | Baseline | Actual (Previous) | Actual (Current) | End Target |
| Value | 0.00 | 346.00 | 346.00 | 1,000.00 |
| Date | 31-Aug-2014 | 30-Sep-2017 | 30-Sep-2017 | 20-Sep-2019 |

| Component 4: Delivery of education and health services (new component) | | | | |
|---|-------------|-------------------|------------------|-------------|
| ►Percentage of teachers on the Folha Única whose salary has been paid by the Project (Percentage, Custom) | | | | |
| | Baseline | Actual (Previous) | Actual (Current) | End Target |
| Value | 0.00 | 100.00 | 100.00 | 90.00 |
| Date | 12-Feb-2014 | 30-Sep-2017 | 30-Jun-2018 | 20-Sep-2019 |
| ►Percentage of health workers on the Folha Única whose salary has been paid by the Project (Percentage, Custom) | | | | |
| | Baseline | Actual (Previous) | Actual (Current) | End Target |
| Value | 0.00 | 100.00 | 100.00 | 90.00 |
| Date | 12-Feb-2014 | 30-Sep-2017 | 30-Jun-2018 | 20-Sep-2019 |

| Component 3: Project Coordination and Monitoring & Evaluation | | | | |
|---|-------------|-------------------|------------------|-------------|
| ►Operating ratio (Percentage, Custom) | | | | |
| | Baseline | Actual (Previous) | Actual (Current) | End Target |
| Value | 0.10 | 17.00 | 17.00 | 20.00 |
| Date | 04-Aug-2009 | 30-Sep-2017 | 30-Jun-2018 | 20-Sep-2019 |
| ►Technical audit of community-based sub-projects completed (Number, Custom) | | | | |
| | Baseline | Actual (Previous) | Actual (Current) | End Target |
| Value | 0.00 | 2.00 | 2.00 | 3.00 |
| Date | 04-Aug-2009 | 30-Sep-2017 | 30-Jun-2018 | 20-Sep-2019 |

| Component 2: Community-Based Micro-Projects | | | | |
|--|----------|-------------------|------------------|------------|
| ►Community-based sub-projects initiated (Number, Custom) | | | | |
| | Baseline | Actual (Previous) | Actual (Current) | End Target |
| Value | 0.00 | 311.00 | 397.00 | 355.00 |



| Date | 04-Aug-2009 | 30-Sep-2017 | 30-Jun-2018 | 20-Sep-2019 |
|---|---|-------------------|------------------|-------------|
| ►Community-based sub-projects completed (Number, Custom) | | | | |
| | Baseline | Actual (Previous) | Actual (Current) | End Target |
| Value | 0.00 | 293.00 | 296.00 | 355.00 |
| Date | 04-Aug-2009 | 30-Sep-2017 | 30-Jun-2018 | 20-Sep-2019 |
| ►Community-based sub-projects functional and properly maintained two years after completion (Percentage, Custom) | | | | |
| | Baseline | Actual (Previous) | Actual (Current) | End Target |
| Value | 0.10 | 90.00 | 93.00 | 75.00 |
| Date | 04-Aug-2009 | 30-Sep-2017 | 30-Jun-2018 | 20-Sep-2019 |
| Comments: | 223 Community Micro-Projects completed two years ago or more, 23 water points are malfunctioning. | | | |
| ►Improved community water points constructed or rehabilitated under the project (Number, Custom) | | | | |
| | Baseline | Actual (Previous) | Actual (Current) | End Target |
| Value | 0.00 | 219.00 | 219.00 | 270.00 |
| Date | 04-Aug-2009 | 30-Sep-2017 | 30-Jun-2018 | 20-Sep-2019 |
| ►Roads rehabilitated, Rural (Kilometers, Custom) | | | | |
| | Baseline | Actual (Previous) | Actual (Current) | End Target |
| Value | 0.00 | 129.07 | 152.40 | 230.00 |
| Date | 04-Aug-2009 | 30-Sep-2017 | 30-Jun-2018 | 20-Sep-2019 |
| ►Additional classrooms built or rehabilitated at the primary level resulting from project interventions (Number, Custom) | | | | |
| | Baseline | Actual (Previous) | Actual (Current) | End Target |
| Value | 0.00 | 165.00 | 165.00 | 275.00 |
| Date | 04-Aug-2009 | 30-Sep-2017 | 30-Jun-2018 | 20-Sep-2019 |
| ►Land benefiting from hydro-agricultural systems improved by the Project (Hectare(Ha), Custom) | | | | |
| | Baseline | Actual (Previous) | Actual (Current) | End Target |
| Value | 0.00 | 635.00 | 635.00 | 659.00 |
| Date | 04-Aug-2009 | 30-Sep-2017 | 30-Jun-2018 | 20-Sep-2019 |





Component 6: Pilot cash transfer program



| ►Beneficiaries of Safety Nets programs (number) (Number, Corporate) | | | | |
|---|--|-------------------|------------------|-------------|
| | Baseline | Actual (Previous) | Actual (Current) | End Target |
| Value | 0.00 | 0.00 | 387.00 | 2,000.00 |
| Date | 11-Jul-2016 | 30-Sep-2016 | 30-Jun-2018 | 20-Sep-2019 |
| Comments: | This indicator represents the number of beneficiary <u>households</u> (see PAD p. 24). There are 9 members per household on average. | | | |
| ▲Beneficiaries of Safety Nets programs - Female (number) (Number, Custom Breakdown) | | | | |
| | Baseline | Actual (Previous) | Actual (Current) | End Target |
| Value | 0.00 | 0.00 | 194.00 | 1,000.00 |
| Date | 11-Jul-2016 | 30-Sep-2017 | 30-Jun-2018 | 20-Sep-2019 |
| ▲Beneficiaries of Safety Nets programs - Unconditional cash transfers (number) (Number, Custom Breakdown) | | | | |
| | Baseline | Actual (Previous) | Actual (Current) | End Target |
| Value | 0.00 | 0.00 | 387.00 | 2,000.00 |
| Date | 11-Jul-2016 | 30-Sep-2017 | 30-Jun-2018 | 20-Sep-2019 |

Data on Financial Performance

Disbursements (by loan)

| Project | Loan/Credit/TF | Status | Currency | Original | Revised | Cancelled | Disbursed | Undisbursed | % Disbursed |
|---------|----------------|-----------|----------|----------|---------|-----------|-----------|-------------|--|
| P090712 | IDA-D1160 | Effective | USD | 10.00 | 10.00 | 0.00 | 6.40 | 3.82 |  63% |
| P090712 | IDA-H5130 | Closed | USD | 5.00 | 5.00 | 0.00 | 5.06 | 0.00 |  100% |
| P090712 | IDA-H9080 | Closed | USD | 15.00 | 14.97 | 0.03 | 14.62 | 0.00 |  100% |
| P117861 | TF-94746 | Closed | USD | 5.00 | 5.00 | 0.00 | 5.00 | 0.00 |  100% |
| P151443 | TF-A2392 | Closed | USD | 3.50 | 3.49 | 0.01 | 3.49 | 0.00 |  100% |

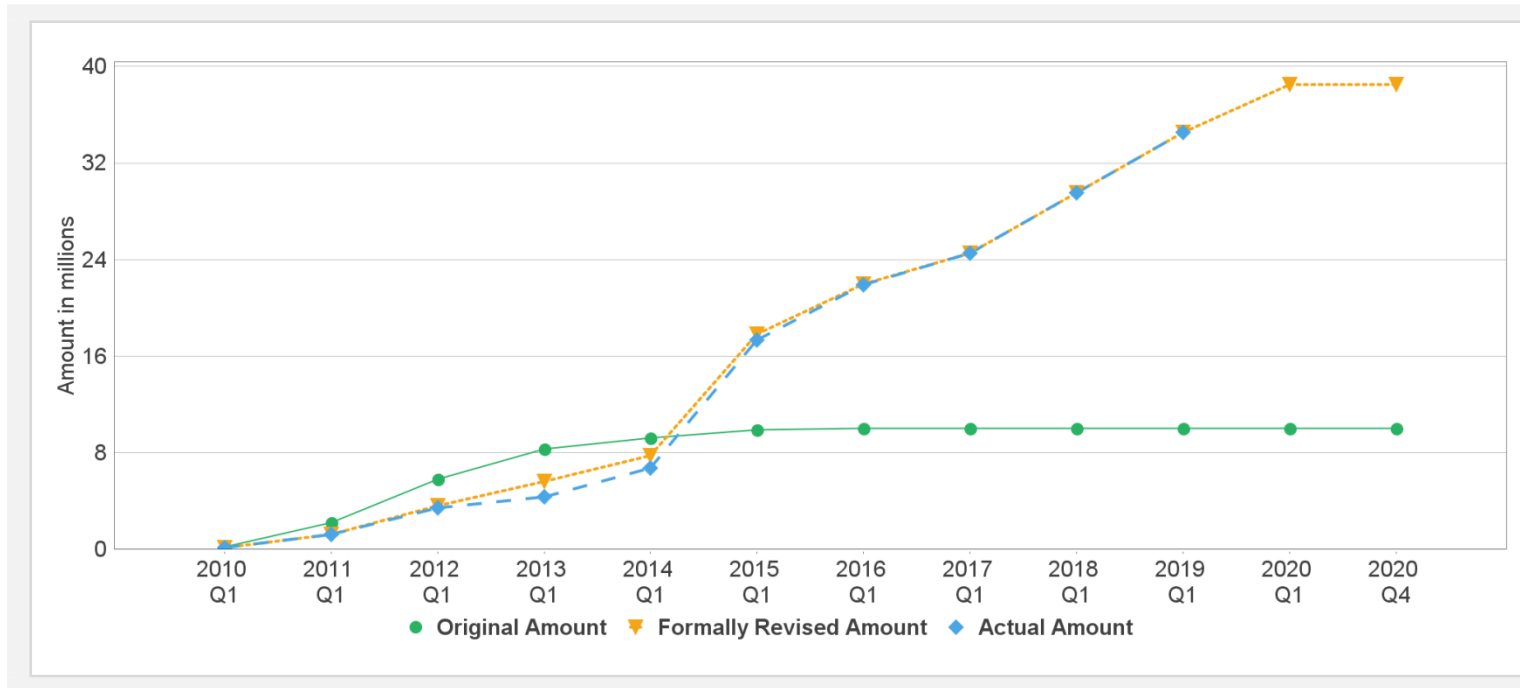
Key Dates (by loan)

| Project | Loan/Credit/TF | Status | Approval Date | Signing Date | Effectiveness Date | Orig. Closing Date | Rev. Closing Date |
|---------|----------------|-----------|---------------|--------------|--------------------|--------------------|-------------------|
| P090712 | IDA-D1160 | Effective | 10-May-2016 | 11-May-2016 | 11-Jul-2016 | 20-Sep-2019 | 20-Sep-2019 |
| P090712 | IDA-H5130 | Closed | 24-Sep-2009 | 08-Oct-2009 | 07-Jul-2010 | 31-Dec-2014 | 31-Dec-2017 |



| | | | | | | | |
|---------|-----------|--------|-------------|-------------|-------------|-------------|-------------|
| P090712 | IDA-H9080 | Closed | 07-Feb-2014 | 03-Apr-2014 | 07-May-2014 | 31-Dec-2017 | 31-Dec-2017 |
| P117861 | TF-94746 | Closed | 20-Jul-2009 | 04-Aug-2009 | 04-Aug-2009 | 31-Aug-2013 | 30-Jun-2015 |
| P151443 | TF-A2392 | Closed | 31-Mar-2016 | 11-May-2016 | 11-Jul-2016 | 30-Jun-2017 | 30-Jun-2017 |

Cumulative Disbursements



Restructuring History

Level 1 Approved on 05-Apr-2011 ,Level 2 Approved on 06-Nov-2014

Related Project(s)

P117861-Participatory Rural Development Project ,P146746-Rural Community-Driven Development Project Add Fin ,P151443-Second Add. Fin. to Rural Community-Driven Development Project